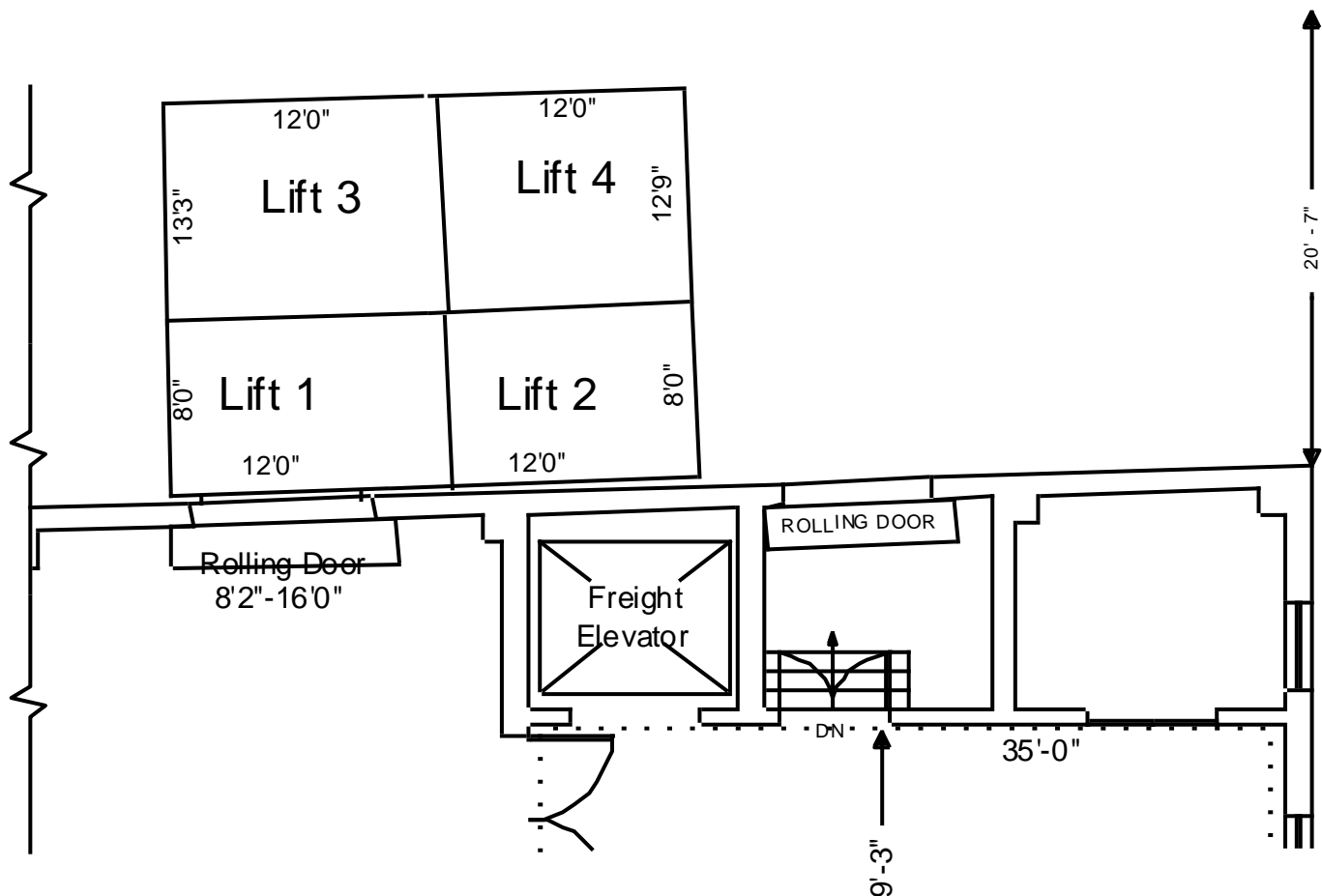




**GENERAL MEASUREMENTS AND INFORMATION**


BACKSTAGE / DOCK / ELEVATORS / OTHER	MEASUREMENT
<b>LOADING DOCK DOOR</b>	8'2" (w) x 16+' (h)
<b>LOADING DOCK LIFTS</b> See Drawing below	The complete loading dock as a full unit is: 21' (w) x 24' (l)  Each lift can be moved individually Lift #1 – 12' (l) x 8' (w) Lift #2 – 12' (l) x 8' (w) Lift #3 – 12' (l) x 13'3" (w) Lift #4 – 12' (l) x 12'9" (w) Each has a 5,000 lbs. limit
<b>STANDING CAPACITY OF EACH LOADING DOCK LIFT</b>	Each is 5,000 lbs.
<b>SL Freight Elevator:</b> This elevator is only for taking items to the basement or for the 2 <sup>nd</sup> floor storage	10' (t) x 7'6" (w) x 7'2" (d) *Door Opening is: 7' (w) x 7' (t) Weight Limit – 5,000 lbs.
<b>SR Passenger Elevator</b> Access to the Dressing Room Tower, Stage level, Basement	7'10" (t) x 5'4" (square) Door Opening on every floor is 40" wide x 84" tall Weight Limit – 2,500 lbs.
<b>Lobby Elevators:</b> Access to the Lobby Level, Mezzanine Level, and 2 <sup>nd</sup> Dress Level	7'6" (H) 8'6" (W) 8'2" (D) *Door Opening is: 5'8" (W) x 6'3" (H) Weight Limit – 5,000 lbs.
<b>Administration Elevator:</b> Access to Ballroom Level, Arcade Level, Admin Hallway	7'10" (H) 6'8" (W) x 5'3" (D) Door Opening: 3'8" (W) x 6'4" (H) Weight Limit – 3,000 lbs.
<b>Central Receiving Elevator:</b> Access to Alley by AT&T Parking Lot Ballroom Access Only	10' (H) x 3'10" (W) x 7'2" (D) Door Opening: 4' (W) x 6'10" (H) Weight Limit – 2500 lbs.

**GENERAL MEASUREMENTS LOADING DOCK LIFTS & STAGE LEFT AREA**



Above drawing is of the loading dock rolling door & loading dock lift measurements. The rolling door from the lifts leads directly onto the upstage left side of the stage. Off the SL wing is our SL Prop Room where our freight elevator is located.

**LOADING DOCK PHOTOS**



**LOADING DOCK DOOR / DOCKS VIEW FROM STAGE**




**DOCK LIFTS UP**

**BACKSTAGE DRESSING ROOM TOWER & LOBBY ELEVATOR PHOTOS**



**BACKSTAGE ELEVATOR FOR DRESSING TOWER USAGE**




**LOBBY ELEVATOR – FRONT OF HOUSE / USED FOR GEAR AND BALCONY ACCESS**

**BACKSTAGE STAGE LEFT FREIGHT ELEVATOR PHOTOS**



**STAGE LEFT FREIGHT ELEVATOR**



**STAGE LEFT PROP FREIGHT ELEVATOR**